

V-TRAK RANGE - Order form / Product list

Date:	Name :	REF #
Email:	Phone :	
Wheelchair service /Supplier other:		ORDER #
Contact name & Delivery address :		
Email:	Phone :	
User info :		

Wheelchair information (canes size make, seat width & depth) :

Notes:

Front - Details and information

Page 1 - V-Trak backrests (Standard / Profile & Deep contour)

Page 2 - V-Trak segmented backrests & Backrest extension (deep contour and standard)

Page 3 - V-Trak mounting Hardware

Page 4 - V-Trak Mounting blocks

Page 5- Headrests & Accessories

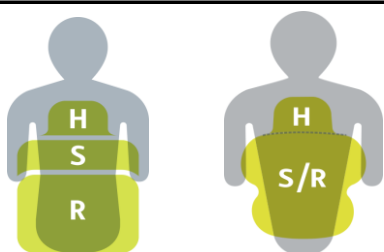
V-TRAK | SEGMENTED BACKREST STANDARD (AXSB___) and SEGMENTED BACKREST DEEP (AXSBD___)



Available in 3 types Standard / Deep contour and extensions. Combine Segments with appropriate V-Trak hardware (CMA-- or VL--), in multiples and with Backrest Extensions. You can also use SHSD to combine the segments to build your custom V-trak seating solution.

All segments with integral lumbar straps and adjustable lateral support.

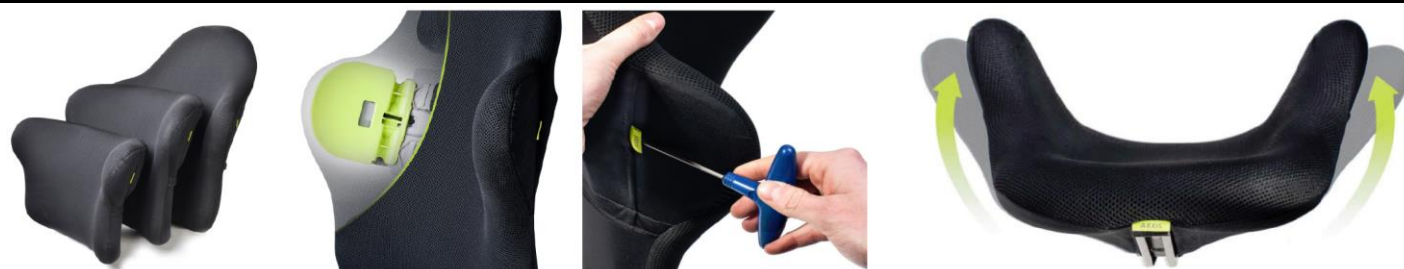
V-TRAK | STANDARD BACKREST (AX___) & PROFILE BACKREST (AXP___) 5-10 cm of contour depth / Lateral support



4 heights and 5-10 cm of lateral support. Combine with appropriate V-Trak hardware (CMA-- or VL--) and mounting blocks use SHSD to combine with Backrest Extensions.

- >Breathable spacer fabric as standard
- >Integral adjustable lumbar straps
- >Integral adjustable Dynamic lateral support

V-TRAK | DEEP CONTOUR BACKREST (AXD___) 10-18 cm of contour depth / Lateral support



4 heights and 10-18 cm of lateral support. Combine with appropriate V-Trak hardware (CMA-- or VL--) and mounting blocks use SHSD to combine with Backrest Extensions.

- >Breathable spacer fabric as standard
- >Integral adjustable lumbar straps
- >Integral adjustable Dynamic lateral support

V-TRAK Backrests - Standard / Profile / Deep contour

Code	Description	Width cm	Height
V-Trak Standard - Parralel side All backrests can be used with V-Trak Original hardware or V-Trak Lite hardware			



<input type="checkbox"/>	AXH-XL	One Piece - High - Extra Large - Backrest	40 cm > 50 cm	60cm
<input type="checkbox"/>	AXH-L	One Piece - High - Large - Backrest	35 cm > 43 cm	60cm
<input type="checkbox"/>	AXH-M	One Piece - High - Medium - Backrest	30 cm > 38 cm	60cm
<input type="checkbox"/>	AXS-XL	One Piece - Standard Height - Extra Large - Backrest	40 cm > 50 cm	40cm
<input type="checkbox"/>	AXS-L	One Piece - Standard Height - Large -Backrest	35 cm > 43 cm	40cm
<input type="checkbox"/>	AXS-M	One Piece - Standard Height - Medium-Backrest	30 cm > 38 cm	40cm
<input type="checkbox"/>	AXR-XL	One Piece - Reduced Height - Extra Large - Backrest	40 cm > 50 cm	30cm
<input type="checkbox"/>	AXR-L	One Piece - Reduced Height - Large- Backrest	35 cm > 43 cm	30cm
<input type="checkbox"/>	AXR-M	One Piece - Reduced Height - Medium Backrest	30 cm > 38 cm	30cm
<input type="checkbox"/>	AXR-S	One Piece - Reduced Height - Small Backrest	26 cm > 33 cm	28cm



V-Trak Profile - Profiled side All backrests can be used with V-Trak Original hardware or V-Trak Lite hardware			
---	--	--	--



<input type="checkbox"/>	AXPH-XL	Profile - High - Extra Large - Profile Backrest	40 cm > 50 cm	60cm
<input type="checkbox"/>	AXPH-L	Profile - High - Large - Profile Backrest	35 cm > 43 cm	60cm
<input type="checkbox"/>	AXPH-M	Profile - High - Medium - Profile Backrest	30 cm > 38 cm	60cm
<input type="checkbox"/>	AXPHR-XL	Profile - High Reduced - Extra Large - Profile Backrest	40 cm > 50 cm	53cm
<input type="checkbox"/>	AXPHR-L	Profile - High Reduced - Large - Profile Backrest	35 cm > 43 cm	53cm
<input type="checkbox"/>	AXPHR-M	Profile - High Reduced - Medium - Profile Backrest	30 cm > 38 cm	51cm
<input type="checkbox"/>	AXPS-XL	Profile - Standard Height - Extra Large - Profile Backrest	40 cm > 50 cm	40cm
<input type="checkbox"/>	AXPS-L	Profile - Standard Height - Large -Profile Backrest	35 cm > 43 cm	40cm
<input type="checkbox"/>	AXPS-M	Profile - Standard Height - Medium-Profile Backrest	30 cm > 38 cm	40cm
<input type="checkbox"/>	AXPR-XL	Profile - Reduced Height - Extra Large - Profile Backrest	40 cm > 50 cm	30cm
<input type="checkbox"/>	AXPR-L	Profile - Reduced Height - Large- Profile Backrest	35 cm > 43 cm	30cm
<input type="checkbox"/>	AXPR-M	Profile - Reduced Height - Medium - Profile Backrest	30 cm > 38 cm	30cm



V-Trak Deep Contour - Profiled side All backrests can be used with V-Trak Original hardware or V-Trak Lite hardware			
--	--	--	--



<input type="checkbox"/>	AXDH-XXL	Deep - High - Extra Extra Large - Backrest	50 cm > 60 cm	60cm
<input type="checkbox"/>	AXDH-XL	Deep - High - Extra Large - Backrest	43 cm > 55 cm	60cm
<input type="checkbox"/>	AXDH-L	Deep- High - Large - Backrest	38 cm > 50 cm	60cm
<input type="checkbox"/>	AXDH-M	Deep - High - Medium - Backrest	34 cm > 44 cm	56cm
<input type="checkbox"/>	AXDHR-XXL	Deep - High Reduced - Extra Extra Large - Backrest	50 cm > 60 cm	53cm
<input type="checkbox"/>	AXDHR-XL	Deep - High Reduced - Extra Large - Backrest	43 cm > 55 cm	53cm
<input type="checkbox"/>	AXDHR-L	Deep - High Reduced - Large - Backrest	38 cm > 50 cm	53cm
<input type="checkbox"/>	AXDHR-M	Deep - High Reduced - Medium - Backrest	34 cm > 44 cm	51cm
<input type="checkbox"/>	AXDS-XXL	Deep - Standard Height - Extra Extra Large -Backrest	50 cm > 60 cm	40cm
<input type="checkbox"/>	AXDS-XL	Deep - Standard Height - Extra Large - Backrest	43 cm > 55 cm	40cm
<input type="checkbox"/>	AXDS-L	Deep - Standard Height - Large - Backrest	38 cm > 50 cm	40cm
<input type="checkbox"/>	AXDS-M	Deep - Standard Height - Medium- Backrest	34 cm > 44 cm	36cm
<input type="checkbox"/>	AXDR-XL	Deep - Reduced Height - Extra Large - Backrest	43 cm > 55 cm	30cm
<input type="checkbox"/>	AXDR-L	Deep - Reduced Height - Large-Backrest	38 cm > 50 cm	30cm
<input type="checkbox"/>	AXDR-M	Deep - Reduced Height - Medium - Backrest	34 cm > 44 cm	30cm
<input type="checkbox"/>	AXDR-S	Deep - Reduced Height - Small - Profile Backrest	30 cm > 40 cm	28cm



Backrests extensions

<input type="checkbox"/>	BKXT-S	Small - Backrest extension	18 cm W	10 cm H
<input type="checkbox"/>	BKXT-M	Medium - Backrest Extension	27 cm W	17 cm H
<input type="checkbox"/>	BKXT-L	Large -Backrest Extension	33 cm W	21 cm H






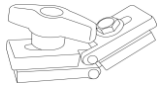


Joining hinge

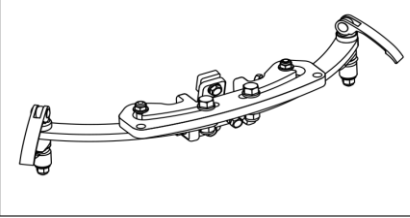
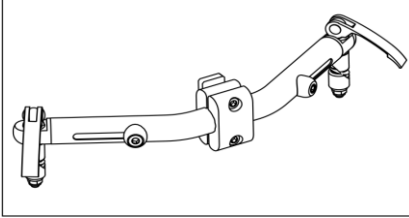
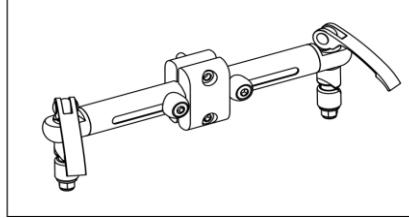
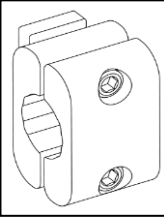
<input type="checkbox"/>	SHSD	Joining and adjustment hinge for use with backrest extensions or segments
--------------------------	------	---



V-TRAK Segmented Backrests - Standard / Deep contour / Extensions

	Code	Description	Width cm	Height
Standard segments - lateral / contour depth - 5cm - 10cm				
	<input type="checkbox"/> AXSB-XLF	Standard Extra Large Full Height Segment	40 cm > 50 cm	20 cm
	<input type="checkbox"/> AXSB-LF	Standard Large Full Height Segment	35 cm > 43 cm	20 cm
	<input type="checkbox"/> AXSB-MF	Standard Medium Full Height Segment	30 cm > 38 cm	20 cm
	<input type="checkbox"/> AXSB-SF	Standard Small Full Height Segment	26 cm > 33 cm	17 cm
	<input type="checkbox"/> AXSB-XLR	Standard Extra Large Reduced Height Segment	40 cm > 50 cm	17 cm
	<input type="checkbox"/> AXSB-LR	Standard Large Reduced Height Segment	35 cm > 43 cm	15 cm
	<input type="checkbox"/> AXSB-MR	Standard Medium Reduced Height Segment	30 cm > 38 cm	16 cm
	<input type="checkbox"/> AXSB-SR	Standard Small Reduced Height Segment	26 cm > 33 cm	14cm
Deep contour segments - lateral / contour depth - 10 cm - 18 cm				
	<input type="checkbox"/> AXSBD-XXLF	Deep Extra Extra Large Full Height Segment	50 cm > 60 cm	20 cm
	<input type="checkbox"/> AXSBD-XLF	Deep Extra Large Full Height Segment	43 cm > 55 cm	20 cm
	<input type="checkbox"/> AXSBD-LF	Deep Standard Large Full Height Segment	38 cm > 50 cm	20 cm
	<input type="checkbox"/> AXSBD-MF	Deep Standard Medium Full Height Segment	34 cm > 44 cm	20 cm
	<input type="checkbox"/> AXSBD-SF	Deep Standard Small Full Height Segment	30 cm > 40 cm	17 cm
	<input type="checkbox"/> AXSBD-XLR	Deep Extra Large Reduced Height Segment	43 cm > 55 cm	17 cm
	<input type="checkbox"/> AXSBD-LR	Deep Large Reduced Height Segment	38 cm > 50 cm	15 cm
	<input type="checkbox"/> AXSBD-MR	Deep Medium Reduced Height Segment	34 cm > 44 cm	16 cm
	<input type="checkbox"/> AXSBD-SR	Deep Small Reduced Height Segment	30 cm > 40 cm	14cm
Backrests extensions				
	<input type="checkbox"/> BKXT-XS	Extra small - Backrest extension square	7 cm W	7 cm H
	<input type="checkbox"/> BKXT-S	Small - Backrest extension	18 cm W	10 cm H
	<input type="checkbox"/> BKXT-M	Medium - Backrest Extension	27 cm W	17 cm H
	<input type="checkbox"/> BKXT-L	Large -Backrest Extension	33 cm W	21 cm H
	Joining hinge			
	<input type="checkbox"/> SHSD	Joining and adjustment hinge for use with backrest extensions or segments		
	<input type="checkbox"/> SHSD	Joining and adjustment hinge for use with backrest extensions or segments		

V-TRAK Mounting Hardware for Backrests

Code	Description	Reccomended Width	
			
V-TRAK ORIGINAL - CMA	V-TRAK LITE CRANKED - VLA	V-TRAK LITE STRAIGHT - VLP	BBMB

V-Trak Original -Central Mounting Assemblies complete with Universal Central Mount (CMU) complete with HWC (cover)

<input type="checkbox"/>	<input type="checkbox"/>	CMA100	Mounting hardware with 100mm arms - need mounting block MB_ _ _	27 > 34
<input type="checkbox"/>	<input type="checkbox"/>	CMA125	Mounting hardware with 125mm arms - need mounting block MB_ _ _	35 > 38
<input type="checkbox"/>	<input type="checkbox"/>	CMA150	Mounting hardware with 150mm arms - need mounting block MB_ _ _	39 > 42
<input type="checkbox"/>	<input type="checkbox"/>	CMA175	Mounting hardware with 175mm arms - need mounting block MB_ _ _	43 > 46
<input type="checkbox"/>	<input type="checkbox"/>	CMA200	Mounting hardware with 200mm arms - need mounting block MB_ _ _	47 > 51
<input type="checkbox"/>	<input type="checkbox"/>	CMA225	Mounting hardware with 225mm arms - need mounting block MB_ _ _	52 > 56
<input type="checkbox"/>	<input type="checkbox"/>	CMA250	Mounting hardware with 250mm arms - need mounting block MB_ _ _	57 > 62

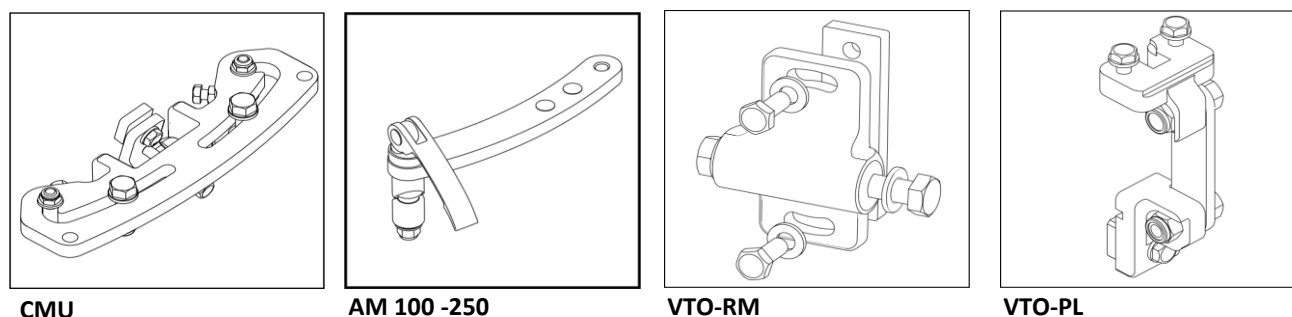
V-Trak Lite mounting and adjustment hardware

<input type="checkbox"/>	<input type="checkbox"/>	VLPS	V-trak Lite Paediatric - Small (Straight)	24 > 33
<input type="checkbox"/>	<input type="checkbox"/>	VLPM	V-trak Lite Paediatric - Medium (Straight)	32 > 36
<input type="checkbox"/>	<input type="checkbox"/>	VLAS	V-trak Lite - Small (Cranked)	36 > 41
<input type="checkbox"/>	<input type="checkbox"/>	VLAM	V-trak Lite - Medium (Cranked)	42 > 46
<input type="checkbox"/>	<input type="checkbox"/>	VLAL	V-trak Lite - Large (Cranked)	45 > 50
<input type="checkbox"/>	<input type="checkbox"/>	VLAXL	V-trak Lite - Extra Large (Cranked)	50 > 55

V-Trak Brace bar mounting block - Fitting directly on to wheelchair

<input type="checkbox"/>	BBMB-20	Brace Bar Mounting Block for 20mm Diameter rigidizer bar	Panthera
<input type="checkbox"/>	BBMB-22	Brace Bar Mounting Block for 22mm Diameter rigidizer bar	Kuschall
<input type="checkbox"/>	BBMB-25	Brace Bar Mounting Block for 25mm Diameter rigidizer bar	Quickie

V-TRAK Original Component parts

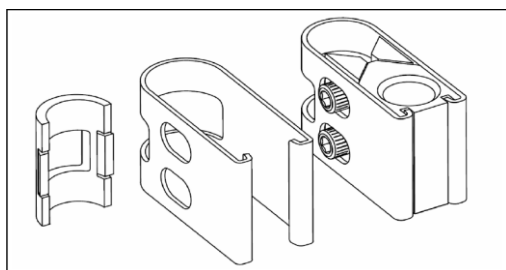


V-Trak Original component parts - mounting and adjustment hardware

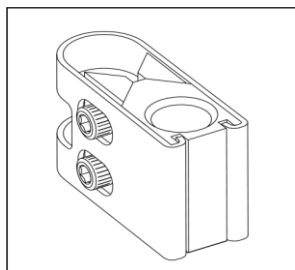
<input type="checkbox"/>	CMU	Universal Central Mount - Aluminium with built in rotation lock used with arms (AM - - -)
<input type="checkbox"/>	VTO-RM	Rotation mount - Replaces original pivot point to allow for horizontal angle adjustment use with CMU
<input type="checkbox"/>	VTO-PL	V-Trak Original - Pivot point locking mechanism for extra resistance to rotation
<input type="checkbox"/>	AM100	V-Trak Arm, 100mm (pair)
<input type="checkbox"/>	AM125	V-Trak Arm, 125mm (pair)
<input type="checkbox"/>	AM150	V-Trak Arm, 150mm (pair)
<input type="checkbox"/>	AM175	V-Trak Arm, 175mm (pair)
<input type="checkbox"/>	AM200	V-Trak Arm, 200mm (pair)
<input type="checkbox"/>	AM225	V-Trak Arm, 225mm (pair)
<input type="checkbox"/>	AM250	V-Trak Arm, 250mm (pair)

V-TRAK Mounting Blocks

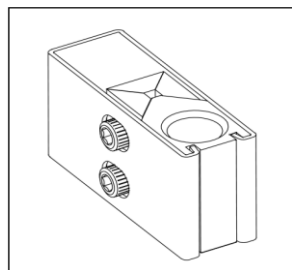
Universal Mounting Blocks For Round Section Canes - Diameters 19-25mm- sold as a pair



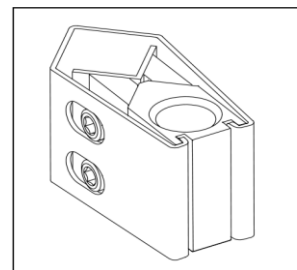
MBR-UE - 19mm/22mm/25mm canes



MBR- 16/20/22/25/32



MBRS



MBRD

☐ ☐ MBR-UE Mounting Blocks, Universal - configured for Europe - 19/22/25 mm

Mounting Blocks for specific diameter round section canes and square - sold as a pair

☐ ☐ MBR-16 Mounting Blocks, 16mm diameter

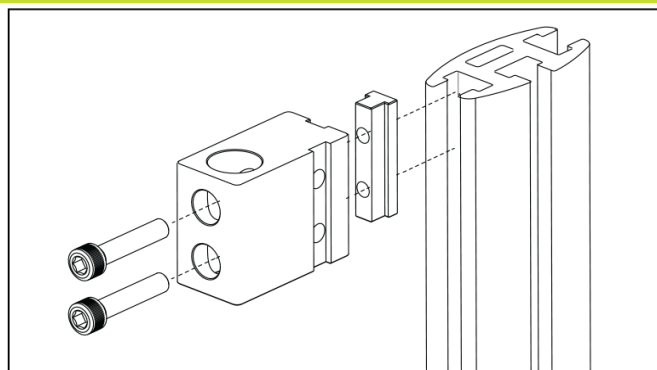
☐ ☐ MBR-32 Mounting Blocks, 32mm diameter

☐ ☐ MBS-22 Mounting Blocks, 22mm square

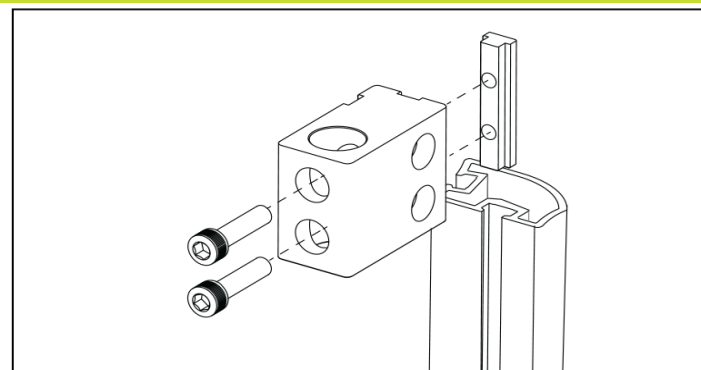
☐ ☐ MBS-25 Mounting Blocks, 25mm square

☐ ☐ MBD-22 Mounting Blocks, 22mm diagonal

Product Specific Mounting Blocks - sold as a pair



MB-JIVE



MB-PUMA

☐ MB-JIVE Mounting Blocks for the NEW Sunrise Quickie Jive Wheelchair (2015)

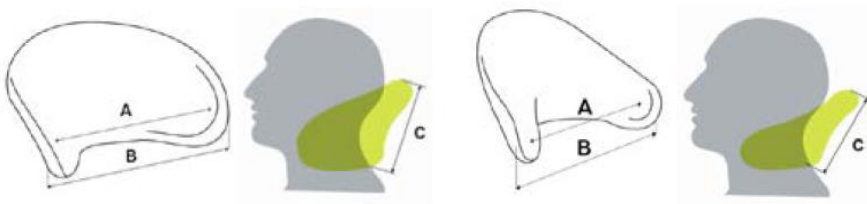
☐ MB-ETAC Mounting block for Etac NEW cross extruded frame (2015)

☐ MB-PUMA Mounting Blocks for the NEW Handicare Puma Wheelchair (2015)

☐ MB-RA Mounting Block for the Rea Assist

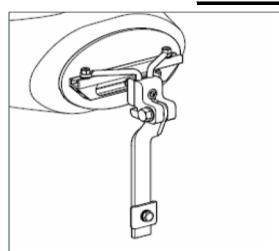
There are over 32 different types of mounting block. We also make bespoke mounting blocks so if its not listed please contact us - Info@v-trak.com with your request.

V-TRAK Headrests & accessories

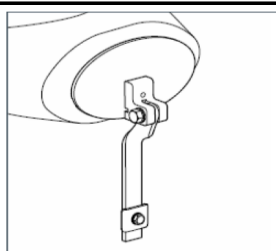
Code	Description	size A	size B	size C
				
Universal Crescent - HCRX/HCRQ	Cradle - HCMQ / HCLQ / HCMX / HCLX	Quick release -Q	Direct attachment --X	

V-Trak Ball joint headrests

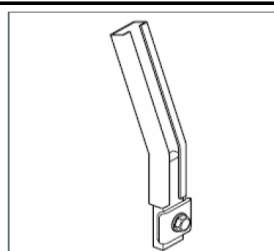
<input type="checkbox"/> HCRX	Universal Crescent + X-Tend interface	15cm	24cm	15cm
<input type="checkbox"/> H CRQ	Universal Crescent + X-Tend interface with Quick Release	15cm	24cm	15cm
<input type="checkbox"/> H CMX	Sub-occipital Cradle Headrest MED + X-Tend interface	11cm	18cm	12cm
<input type="checkbox"/> H CMQ	Sub-occipital Cradle Headrest MED + X-Tend interface with Quick Release	11cm	18cm	12cm
<input type="checkbox"/> H CLX	Sub-occipital Cradle Headrest LARGE & X-Tend interface	12cm	19cm	15cm
<input type="checkbox"/> H CLQ	Sub-occipital Cradle Headrest LARGE & X-Tend with Quick Release	12cm	19cm	15cm



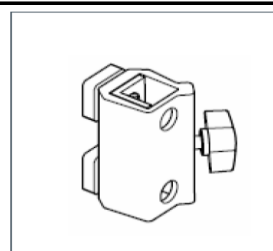
HSAC / HSAW / L



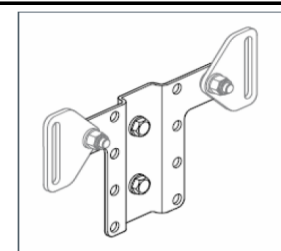
HSSC



BMHX



HA 14/17/20



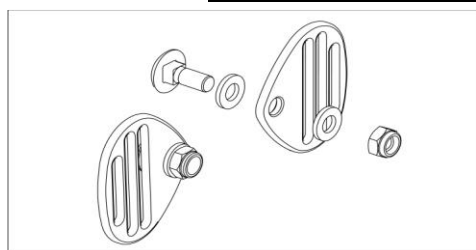
HAPAEG

V-Trak Original Headrests

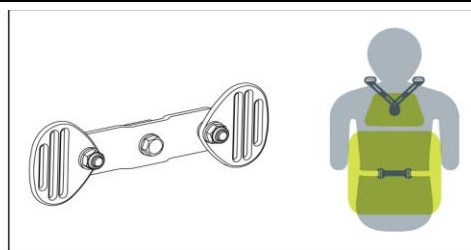
<input type="checkbox"/> HSSC	3 Way Hardware & Adjustable Head Support & Bead Bag
<input type="checkbox"/> HSAC	6 way Hardware & Adjustable Head Support & Bead Bag
<input type="checkbox"/> HSAW	6 Way Hardware & Adjustable Winged Head Support
<input type="checkbox"/> HSAWL	6 Way Hardware & Adjustable Large Winged Head Support
<input type="checkbox"/> H AWX	Winged headrest + X-Tend interface
<input type="checkbox"/> H AWQ	Winged headrest + X-Tend interface with Quick Release
<input type="checkbox"/> H AWLX	Large Winged Headrest + X-Tend interface
<input type="checkbox"/> H AWLQ	Large Winged Headrest + X-Tend interface with Quick Release

V-Trak Original Headrest accessories and adapters

<input type="checkbox"/> BMHX	Track Extension
<input type="checkbox"/> HA14	Headrest Adaptor for 14mm square tube
<input type="checkbox"/> HA17	Headrest Adaptor for 17mm square tube
<input type="checkbox"/> HA20	Headrest Adaptor for 20mm square tube
<input type="checkbox"/> HAPAEG	T shaped adaptor plate to attach to track for mounting 3rd party headrests



BMAHC



UHC

V-Trak Harness carriers - Attachment devices for straps and harnesses

<input type="checkbox"/> BMAHC	Harness Attachment Kit for use with secondary arms
<input type="checkbox"/> UHC	NEW Universal, extendable Harness Carrier